





FlowCon Cleaning & Repair Instructions


A.) CLEANING

Washing and cleaning of Flow / Con fabric air diffusers should be carried out in accordance with the following instructions.

- 1.) Hand or power wash with clean water @ max. 140` F. Diffusers made of polyester may be machined washed. 

- 2.) If the diffusers are heavily soiled, use mild laundry detergent in accordance with manufacturer's instructions. Do not bleach. 

- 3.) After washing, rinse with clean cold water.

- 4.) Do not dry in dryer, hang dry. Do not iron product. 

Because Flow Con diffusers are laundered so infrequently, extremely soiled diffusers will require laundering more than once. In our experience we suggest contacting a local industrial laundering service equipped with industrial laundering equipment to clean the diffusers properly.

A.) REPAIR

Consult your sales representative first in order to determine if the diffuser can be repaired on site or if it has to be sent back to the factory.

- 1.) Clean the surface of the Flow Con fabric air diffuser that needs repair in accordance with the above instructions.
- 2.) For tears longer than eight inches cut a patch 1 to 2 inches longer and wider than patch.
- 3.) Apply the repair tape to fabric and smooth out any air bubbles by smoothing to the edge of patch.
- 4.) Wait 5 minutes before turning unit back on