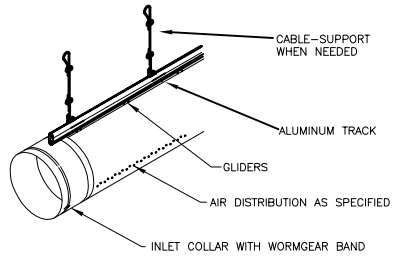


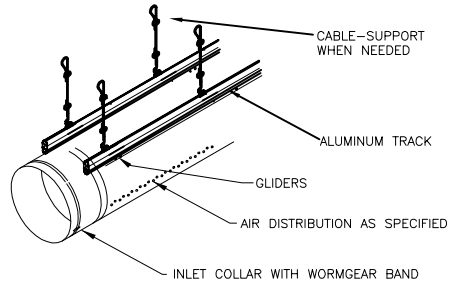
TRACK

SINGLE SUSPENSION



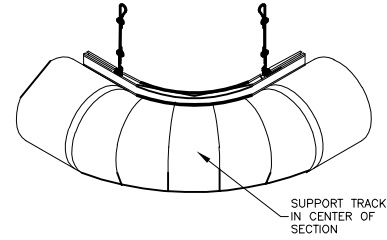
SUSPENSION DETAIL
1 ROW TRACK SUSPENSION AT 12 O'CLOCK

DOUBLE SUSPENSION



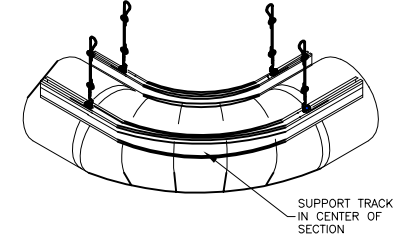
SUSPENSION DETAIL
2 ROW TRACK SUSPENSION AT 2 AND 10 O'CLOCK

SINGLE SUSPENSION



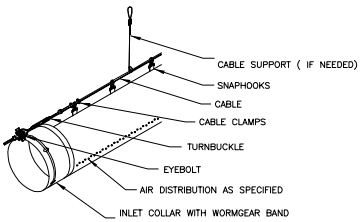
SUSPENSION DETAIL
TRACK SECTION, 1 RAIL SHOWN

DOUBLE SUSPENSION

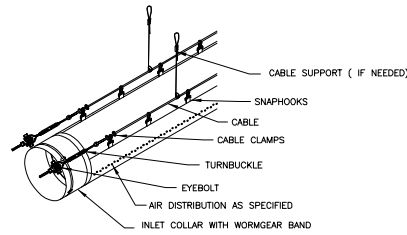


SUSPENSION DETAIL
TRACK SECTION, 2 RAIL SHOWN

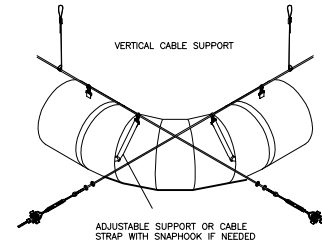
CABLE



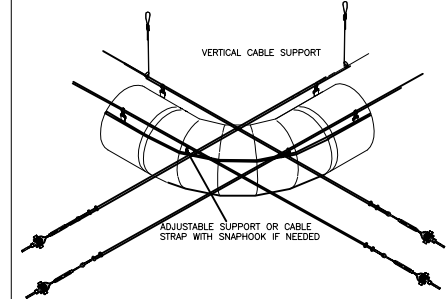
SUSPENSION DETAIL
1 ROW CABLE SUSPENSION AT 12 O'CLOCK



SUSPENSION DETAIL
2 ROW CABLE SUSPENSION AT 10&2 O'CLOCK

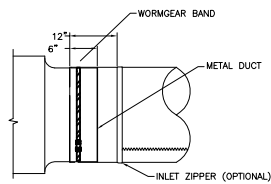


SUSPENSION DETAIL
RADIUS ELBOW, 1 ROW CABLE SUSPENSION

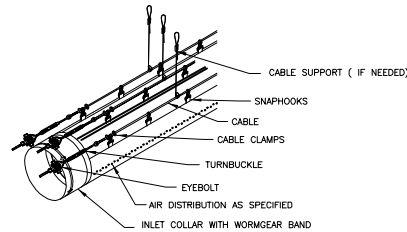


SUSPENSION DETAIL
RADIUS ELBOW, 2 ROW CABLE SUSPENSION

INLET DETAIL



INLET ATTACHMENT DETAIL



SUSPENSION DETAIL
3 ROW CABLE SUSPENSION AT 3, 9, 12 O'CLOCK

